





















>> Steel sections and quality categories



S355J2		16/20MnCrS5	
C45		42CrMoS4V	
C60			

Steel section

Quality category

	Flat steel EN 10058	
	Round steel EN 10060	
	Square steel EN 10059	
	Wide flat steel DIN 59200	
	Angle steel EN 10056-1	
	Crane rails with edge radius	
	T-steel EN 10055	
	U-steel EN 10279	